

## Welcome

**President Jay Stearns** welcomed all to the annual December potluck. Many guests were in attendance.



Grace was said by member Wendell Brough.

## Announcements

Long-time NTWA member Bob Jones has passed away.

Members are reminded about the 2x4 challenge for the January meeting. This will replace the program.

There will be a woodcarving show at the Grapevine convention center on March 2<sup>nd</sup> and 3<sup>rd</sup>. NTWA will have a table to promote the club. In addition to carving there will items for sale including tools. See the promo at the end of this newsletter.

Nello Armstrong has engraving tools for sale and mentioned that Tree House at Preston & Park is clearing out demo Festool items.

John Loftis said he has more maple and walnut scraps available – free.

Steve Yauch mentioned that Makers Space is opening a location in Plano. Greg Merrell provided the following contact info:

Plano Makerspace Amateur  
Woodworking Group  
Neal Pappion

Inquiries through the Meetup link below.

<http://meetu.ps/c/4b9vZ/wS7sL/d>

Pete Yavner has a Jet 16-42 lathe for sale.

## Shop Questions

No shop questions were taken due to the potluck. Bring them for the January meeting.

## Show & Tell



Swede Hanson turned his first pen with his mentor while in Virginia.



Jim Cadorette made this guitar hanger from white oak using a French cleat to hang it. Jim used a Mission finish following the recommendations in a Jeff Jewitt article. He says he followed the first sample 'recipe' called the Fayetteville but instead of the Dark Vintage Maple TransTint stain he used the Honey Amber TransTint for a warmer look. Follow this link to read the article: <http://homesteadfinishingproducts.com/stickley.pdf>.



Michael Bosley made this essential oils box from grenadillo wood and finished it with boiled linseed oil.



Wayne Bower turned these two colored bowls inspired by turner Jimmy Clewes.



Gary Barnes used white oak to make this clock with tapered sides and mortise and tenon joinery.





GT Robinson made this tray from cherry using dovetailed joints. He finished it with polyurethane.



Gene Baugh made this jewelry box using mahogany. Joinery included finger joints on the drawers and mortise and tenons on the box. The finish is Danish oil.



Nello Armstrong turned these two nice looking mallets.



Don't be distracted by the shirt president Jay Stearns is wearing. This "helper" stool for his grandkids converts to a desk. Jay used birch

plywood for the construction and finished it with a kid-safe paint.



Mark Sager made this nativity scene to decorate his yard.


with Danish Oil. Ron got a 2<sup>nd</sup> place ribbon at the Texas State Fair in the Creative Class. Way to go Ron!



Dan Nilius turned these bowls and finished them with lacquer. Dan gets his turning wood from Gray & Sons Sawmill, 44 Sawmill Rd.; Durant, OK 74701; 580-924-2941 for \$5.00 a load. This is not a retail sawmill and the wood Dan gets is from their scrap heap.



Ron Giordano made this box from tiger maple and mahogany finishing it



Manny Soomro made this coffee table for use outdoors.





Ed Mastin made these sanding sticks using wood balls from Hobby Lobby. He flattened the ends and uses Velcro to hold on the sanding discs.



Sidney Futrell only used hand tools to make this box including dimensioning the wood that he bought from Home

Depot. The joints are hand-cut dovetails and for a first, Sidney rounded the corners.

And the winners of the \$10 Show & Tell drawings were **Gene Baugh** and **Sidney Futrell**.

## Raffle

Dale Smith: Wood River 100-piece drill bit set & a 7-piece Wood River forstner bit set.

James Root: 48" Kreg Accu Cut track  
Carl Medina: Bosch Flexiclick Drill plus a Milwaukee drill set donated by Gary Turman.

Michael Bosley: Cutting board

And the winner of the really big raffle prize – a 12" x 16" Nova Midi-lathe with a Nova G3 chuck and a 5 piece tool set was **Nello Armstrong!**

## Program

Due to the potluck, there was no program, but enjoy the following pictures.





# North Texas Woodworkers Association

See us at: [www.ntwa.org](http://www.ntwa.org)

Volume 27, Number 12

Newsletter

December 2018



**Next club meeting:  
Tues., Jan. 15<sup>th</sup>  
7:00 pm at the  
Party Barn**

**Program: 2 x 4  
challenge. Judging  
by the members.**

Newsletter edited by: Joe Polich  
[newsletters@ntwa.org](mailto:newsletters@ntwa.org)

Pictures by: Sidney Futrell



# Woodcarving Show

*The premier woodcarving event in North Texas!*

*Sponsored by the North Texas Woodcarving Guild*



**When:**

**Sat, Mar. 2, 2019, 10 AM — 5 PM**

**Sun, Mar. 3, 10 AM — 4 PM**

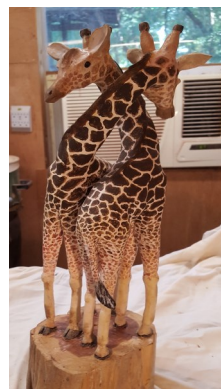
**Where:**

**Grapevine Convention Center  
1209 South Main St.**

**Grapevine, TX 76051**



*Over 50 artisans show their creations and compete in over 30 categories*



*Items for sale include: Carvings, Tools, Wood, rough outs, etc.*

*The show will include: Raffles, Silent Auction, Whittling Competition*

*Open to the public. Entry fee \$5.00. Children under 13 free accompanied by an adult*

*If you are interested in participating in the carving competition please see our website for the rules, carving categories and how the carvings are judged.*

*<https://www.ntxcarvers.com>*

# Woodcarving Show— March 2 & 3, 2019

*Interested in joining the North Texas Woodcarvers Guild? (NTWG)*


*The NTWG meets the second Saturday of each month from 1:00 to 4:00 PM at the Elks Club, 8550 Lullwarter Dr., Dallas TX.*

*Meetings focus on improving carving techniques through hands on projects. See our website for more information:*

*<https://www.ntxcarvers.com>*

*See us on Facebook:*

*<https://m.facebook.com/ntxcarvers/>*



*The show will feature various carving techniques, such as:*

*Relief carving, Caricature carving, Spoon carving, Pyrography*



*Gourd carving, Sculpture carving, Scroll saw, Cane carving*

