


NTWA newsletter

Official Publication of NTWA
Founded in 1991



WELCOME

North Texas Woodworkers Association October 17, 2023

President Bodie Pyndus welcomed everyone, and introduced the officers.

He is looking for 2 volunteers to help with the project!

TREASURY REPORT (\$4,251 current bank balance)

\$543 income this month
\$93.87 expenses this month

The first category he planned to cover: **Lumber.** He passed out a form for everyone to fill out:

- Where Product was purchased
- What do they sell
- Store Rating/Would you recommend

MEMBERSHIP 101 members.

Three new members joined:

- Barry Walters
- Cory Newman
- Dan Wenger

GUESTS

We had a number of guests joining us at this month's meeting:

- **J.D. Smith** from Justin, TX
- **Rosemary** from Plano, TX

Each table took part in a mixer with get-to-know-you questions!

SHOP QUESTIONS

- Phillip Weber is seeing if anyone knows how to work on the SuperMax 19-38 Drum Sander

A Membership List was passed around to alert members of any outstanding dues, or if their personal information needed to be updated.

- Member asking if people have suggestions on favorite glues for Veneer and what wood veneers are recommended.

- Member asking if there is a guide/reference of how much to carve out when forming a seat.

CLUB OFFICERS

President.....Bodie Pyndus
Vice President.....Brian O'Donnell
Treasurer.....Ed Mastin
Secretary.....John Loftis
Membership.....Camille Watanabe
Newsletter.....Andrea Maiella
Programs.....Josh McGuire
Website.....Eric Roberts
Photography.....Sidney Futrell

ANNOUNCEMENTS

Bodie discussed the group that participated at the Wine and Music event at Windsong Ranch on October 7th. NTWA had 6 representatives at the booth, and together sold around \$900 worth of items!

Bodie let us know that if anyone wanted to donate an item to the raffle, it would need to be pre-approved by Gary Turman.

Ed Horn discussed how he will be creating a Product Resource Database in the Members-Only portal of the website. This will be a place where we can share resources and product reviews with other NTWA members.



RAFFLE DRAWING

WINNERS



Woodcraft and Rockler donated the items for this month's raffle!

Mark your Layouts: Drill the Holes

7 Piece Forstner Drill Bit Set

15 Piece Brad Point Drill Bit Set

Pec 6 Inch Ridge Rule With 5
Inch Wide Prick Punch

Pec 12 Inch Ridge Rule

3 Magnetic Tool Holders



NTWA Newsletter is published monthly for the members of NTWA. Digital archives are available at ntwa.org.

The primary purpose of the NTWA is to promote the craft of woodworking, and assist in the improvement of the member's skills and abilities at all levels of experience. This is accomplished by seminars, workshops, demonstrations sharing of information about woodworking techniques, tools, sources for supplies, and networking with other members. Our members have a "pride of belonging" to our community.

The opinions expressed herein are those of the respective authors and do not necessarily represent the viewpoint of NTWA, its Staff or its Board of Directors, unless specifically stated as such. All content is copyrighted, and reproduction or reprinting of any of the contents without written permission of NTWA is prohibited. NTWA does not warranty or endorse any products or services advertised in this publication.

Contributions: articles, announcements, advertisements, or other materials submitted for inclusion in NTWA Newsletter should be submitted electronically via email to the managing editor. Acceptance of any submission is at the discretion of the Editor, and subject to editing for brevity or content. Anonymous letters or contributions will not be considered for publication. All submitted items must be accompanied by contact information, including the author's name, mailing address, telephone and/or email address. Illustrations should be submitted as .jpeg, .pdf, .eps or .tiff files. Photographs should be high resolution (300 dpi or better) and include a copyright release or statement of permission. Display and classified advertising will be accepted from reputable firms or individuals on a space-available basis in accordance with NTWA Guidelines.

For more information:
newsletter@ntwa.org

Editor.....Andrea Maiella
Photography.....Sidney Futrell

***Don't forget to bring CASH to enter our monthly raffle! And remember, every ticket you buy gets you TWO CHANCES TO WIN, your ticket(s) go into the pot for that month's raffle AND they are saved to go into the pot for the big drawing later this year for the portable Sawstop!**

NTWA MEMBER'S MESSAGE BOARD

WE'VE GOT MERCH!



NTWA White Polo Shirts are \$38

NTWA Hats are \$23.

Pick yours up at the next meeting!

CLUB MEETINGS

November 21, 2023 7:00 pm

December 19, 2023 7:00 pm

January 16, 2024 7:00 pm


February 20, 2024 7:00 pm

March 19, 2024 7:00 pm

SPEAKER SCHEDULE

NOVEMBER- Jeff Rogalski:
End Grain Art

DECEMBER- Christmas Party



**Follow the NTLA on
Facebook and Instagram!**

BUILD CHALLENGE: **Sit On It!**



Jim Ryan showed us the stool he made out of ash and walnut. He even carved the seat by hand!

Voted Best Craftsmanship!

Bob Zeigler showed us the bar-height chair he made out of oak and pecan wood. This was the first chair he has made; it was inspired by the Scott Phillips Show.



Brian O'Donnell shared with us a folding chair he created out of oak and black walnut dowels that was inspired from a piece he found in his Dad's shop.

BUILD CHALLENGE: **Sit On It!**



Eric Roberts created this bench with Beautiful Gingerbread Trim from his in-laws 1885 Victorian home that burned down.

Rick Maiella showed the group the Director's Chair he made out of Western Cedar. He is making 16 of these for a customer who plans to engrave the back with custom logos.



Ed Mastin shared the stool he used to take with him on outdoor photoshoots - back when he was a photographer!

BUILD CHALLENGE: **Sit On It!**



Dan Wenger made this stool to compliment a 10ft balsa board that is on display in his home!

Gary Vaughn created a classic windsor chair. It is painted because it was made from 3 different types of wood: The legs and arms are maple, the seat is northern white pine and the upper part is made with white oak.



Bodie Pyndus made this red oak bench. The legs are cookies, and are held together with Walnut dowels. It is finished with Johnson Paste Wax. His second bench was made with Bradford Pear and Walnut.

Voted Best Design!

BUILD CHALLENGE: **Sit On It!**



Susan Walters showed us her very first Mortise and Tenon project. The bench is made with cherry wood and poly-cotton shaker tape; finished with danish oil and paste wax on the arms.

Voted Best Design & Craftsmanship!

Steve Allen built 6 of these zebra wood chairs and a matching table back in 1974 - His family is still using them today!

Voted Best Finish & Overall Favorite!



Sidney Futrell crafted this extra long bench for his kitchen table; made with cortisone bubinga and has no bracing.

BUILD CHALLENGE: **Sit On It!**



Joe Chenoweth shared with us one of the many outdoor benches he has made with kiln dried - pressure treated southern yellow pine.

Phillip Weber has been trying to do more upholstery work, and shared with us the stool he made with both white and red oak from a pallet that he cut up.



Beads of Courage is a supportive care program for children coping with serious illness. The participating children receive a colorful bead for each illness-related experience they have, serving as symbols of the courage each child shows throughout their arduous treatment. For critical milestones in their treatment journey they receive handmade one-of-a-kind glass beads that are donated by members of the International Society of Glass Beadmakers.

Our role as woodworkers is a simple one: to create and donate wooden boxes for these children to keep their treasured beads in. As they endure their arduous treatment process, the children gain strength and courage from these tangible symbols of the love and support of the community around them. What better purpose could we find as woodworkers?

The NTWA has sponsored an annual box building for Beads of Courage since its adoption in 2019.



The NTWA has donated more than 150 boxes to the BOC participating hospitals. Check out the video on our Facebook Page to learn more about these meaningful boxes!

Contact Bodie Pyndus
(president@ntwa.org) for
more information.



WORKSHOPS & SKILL BUILDING

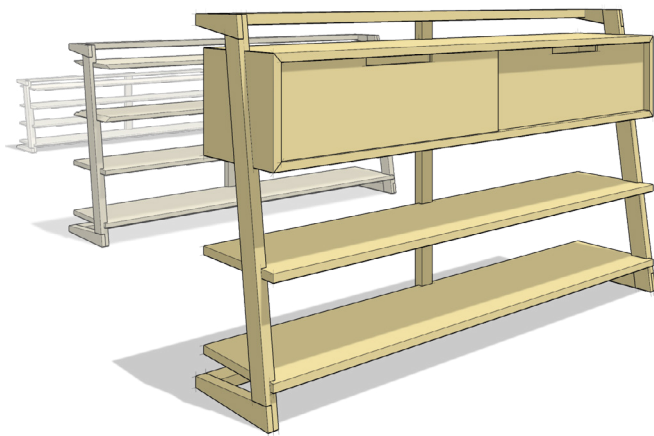
Workshops & Skill Building

Workshop #1: Joinery - Mortise & Tenon

Workshop #2: How to make tapered legs/ tapered leg jig (this may be combined or separate workshops)

Workshop #3: How to make profiled edges on tops

Workshop #4: How to make decorative aprons for tables




SketchUp is a 3D modeling software that is particularly beneficial to woodworkers. It allows users to create detailed 3D models of woodworking projects, providing a virtual environment for planning and visualizing designs before actual construction.

Overall, SketchUp streamlines the design and planning phases for woodworkers, contributing to more efficient and successful woodworking projects.

Do you have experience with Sketchup?

We are looking for someone who can lead a workshop for members of the NTWA! If you, or someone you know, would be willing to lead a workshop, please reach out to Josh by emailing: programs@ntwa.org



NTWA MEMBER PORTAL

Not Sure How To Sign-Up?

- Go to: <https://ntwa.org/>
- Select "Member Log in"
- Select "Register"
- Fill out your information
- Click "Register"
- Webmaster will confirm your Membership and approve your account!



STEP 1

Home Club Information Club Officers Workshops And Skill Building Newsletters Recent Photos Login

Woodworking In North Texas

We believe that Woodworking is serious fun. Our members cover the complete spectrum of woodworkers from hobbyists to professionals, from new comers to lifelong woodworkers. The common interest is they all want to learn more about the craft and improve their woodworking skills.



Now in our 32nd year, The North Texas Woodworkers Association was founded in April 1991.

The primary purpose of the NTWA is to promote the craft of woodworking, and assist in the improvement of the member's skills and abilities at all levels of experience. This is accomplished by seminars, workshops, demonstrations sharing of information about woodworking techniques, tools, sources for supplies, and networking with other members. Our members have a "pride of belonging" to our community.

Members Log In

MONTHLY MEETINGS ARE HELD ON THE 3RD TUESDAY BEGINNING AT 7:00PM AT THE HAGGARD PARTY BARN IN PLANO

FOLLOW US ON SOCIAL MEDIA:

Login

STEP 2

Username or E-mail *

Password *

☐ Keep me signed in

Login **Register**

[Forgot your password?](#)

STEP 3

Username *

First Name *

Last Name *

E-mail Address *

Password *

Confirm Password *

I am a current NTWA member *

☐ Yes

☐ No

Website URL

Facebook

Instagram

Register **Login**

NTWA MEMBER'S MESSAGE BOARD

NTWA Membership Benefits

The annual dues are \$36 and entitle members to vote on all business, attend meetings, hold office, participate in the monthly raffles and receive discounts from retailers offered to members.

Membership benefits include access to our library of woodworking books and DVD's.

Education

As a member of the NTWA, you are entitled to participate in any demonstrations and instructional sessions. These sessions may be offered weekly or monthly as skill building workshops. Each monthly meeting has a session for Shop Questions as well as Tool Reviews, both provide excellent learning opportunities.

Member Discounts

Members may receive a 10% discount on select items when you show your membership card at the following shops:

Woodcraft in Plano

Rockler

Wood World

Membership forms can be completed at any meeting, or you can download a membership form to bring to any meeting. If you have a PayPal account you can log into it and select dues@NTWA.org to forward a payment.

Make checks payable to: North Texas Woodworker's Assoc.

North Texas Woodworkers Association
8204 Strecker Ln.
Plano, TX 75025

**BECOME
A MEMBER**

MONTHLY MEETINGS

Meetings are held monthly at 7:00 PM at Haggard Party Barn. The meetings are on the third Tuesday of each month. These meetings consist of a show and tell of completed work, a time for socializing and networking, and a monthly presentation by guest speaker from the woodworking community as well as members. Shop Questions is the time to get your puzzling questions answered. This is followed by a Tool Review session.

Prospective members are encouraged to attend a meeting in advance of joining to see if the NTWA is a fit for them.

To find out more about our organization see our Club Information page.

Haggard Party Barn
5948 McKamy Trail, Plano TX, 75024