


NTWA newsletter

Official Publication of NTWA
Founded in 1991



WELCOME

North Texas Woodworkers Association November 21, 2023

President Bodie Pyndus welcomed everyone, and introduced the officers.

TREASURY REPORT (\$4,824 current bank balance)

MEMBERSHIP 107 members.

A Membership List was passed around to alert members of any outstanding dues, or if their personal information needed to be updated.

TABLE MIXER TOPIC

What are the top 10 things a woodworker should learn in shop class?

SKETCH-UP

We are looking for someone who can lead a SketchUp workshop for members of the NTWA! If you (or someone you know) would be willing to lead a workshop, please reach out to Josh: programs@ntwa.org

FEBRUARY CHALLENGE

Bodie announced that our February Build Challenge will be a **Beads of Courage Box Build!** We were able to contribute 24 boxes in the past, and would love to have even more for 2024! The minimum size requirements for each box are: 6"x6"x4."

More information will be shared at our next meeting.

GUESTS

We had a number of guests joining us at this month's meeting:

- Jay from Allen, TX
- Joe from The Colony, TX
- Greg from Plano, TX
- Brady from Little Elm, TX

SHOP QUESTIONS

- Member trying to figure out the best way to lift/change the wheel on a 600-lb planer.

- Member looking to connect with anyone with Flexible Plywood experience.

- Member looking for help with a Combination Beading Plane.

- Member asking for opinions on using thin curve table saw blade.

TOOL REVIEW

- Gary Turman discussed JessEm 07150 Mite-R-Excel II Miter Gauge with Micro Adjuster

- Member suggested "GoingMake" Tools. A brand that is made in China, but comparable to Woodpecker tools at a fraction of the cost!



CLUB OFFICERS

President.....	Bodie Pyndus
Vice President.....	Brian O'Donnell
Treasurer.....	Ed Mastin
Secretary.....	John Loftis
Membership.....	Camille Watanabe
Newsletter.....	Andrea Maiella
Programs.....	Josh McGuire
Website.....	Eric Roberts
Photography.....	Sidney Futrell

RAFFLE DRAWING

WINNERS



Woodcraft and Rockler donated the items for this month's raffle!

Gluing Your Projects!

Matchfit Dovetail Clamps

Silicone Project Mat

3 pc. Silicone Glue Set



Silicone Project Tray

Silicone Glue Keeper

5-inch Glue Roller with Silicone Rest



NTWA Newsletter is published monthly for the members of NTWA. Digital archives are available at ntwa.org.

The primary purpose of the NTWA is to promote the craft of woodworking, and assist in the improvement of the member's skills and abilities at all levels of experience. This is accomplished by seminars, workshops, demonstrations sharing of information about woodworking techniques, tools, sources for supplies, and networking with other members. Our members have a "pride of belonging" to our community.

The opinions expressed herein are those of the respective authors and do not necessarily represent the viewpoint of NTWA, its Staff or its Board of Directors, unless specifically stated as such. All content is copyrighted, and reproduction or reprinting of any of the contents without written permission of NTWA is prohibited. NTWA does not warranty or endorse any products or services advertised in this publication.

Contributions: articles, announcements, advertisements, or other materials submitted for inclusion in NTWA Newsletter should be submitted electronically via email to the managing editor. Acceptance of any submission is at the discretion of the Editor, and subject to editing for brevity or content. Anonymous letters or contributions will not be considered for publication. All submitted items must be accompanied by contact information, including the author's name, mailing address, telephone and/or email address. Illustrations should be submitted as .jpeg, .pdf, .eps or .tiff files. Photographs should be high resolution (300 dpi or better) and include a copyright release or statement of permission. Display and classified advertising will be accepted from reputable firms or individuals on a space-available basis in accordance with NTWA Guidelines.

For more information:

newsletter@ntwa.org

Editor.....Andrea Maiella

Photography.....Sidney Futrell

***Don't forget to bring CASH to enter our monthly raffle! And remember, every ticket you buy gets you TWO CHANCES TO WIN, your ticket(s) go into the pot for that month's raffle AND they are saved to go into the pot for the big drawing for the portable Sawstop!**

NTWA MEMBER'S MESSAGE BOARD

WE'VE GOT MERCH!



NTWA White Polo Shirts are \$38

NTWA Hats are \$23.

Pick yours up at the next meeting!

CLUB MEETINGS

December 19, 2023 7:00 pm

January 16, 2024 7:00 pm

February 20, 2024 7:00 pm

March 19, 2024 7:00 pm

April 16, 2024 7:00 pm

HOLIDAY PARTY


December 19, 2023

Everyone is welcome to bring their spouse.

Please make sure to sign-up for an item to

bring for the potluck!

[Sign-up for the Potluck!](#)



**Follow the NTLA on
Facebook and Instagram!**

SHOW & TELL



Phillip Weber created this cabinet from Cherry wood he got from a friend that does Oil Rig Drill Shipping. He uses it at home for storage, and his kids like to hide candy in there!

Brian O'Donnell shared two 3D-designed cutting boards that he made out of Cherry and Paduk. He also showed us a shop project from Highschool (from 40 years ago!): A wood stool made with cottonwood and sealed with linseed oil.



Mike McAleer shared with the group a solid Walnut box that he made!

SHOW & TELL



Mikel Duke shared a scroll saw tractor that he made for his nephew for Christmas, along with an intarsia wreath that he found a pattern for in a Scroll Saw magazine.

Jay Stearns shared with us his entry for the State Fair of Texas this year that came in 2nd place in its category: At the Midway!



Corey Newman took a class in Illinois two years ago and learned how to make this set of planes, which are made out of Beech wood.

SHOW & TELL



Gary Turman showed us his first attempt at a Bandsaw Box! This Owl box has one coat of Danish Walnut finish; The eyes and bowtie are made with Maple, and the beak is crafted of Bodark.



Joe shared with us a cutting board that he made with Walnut, Maple, Zebrawood and Bubinga.



Dave Cassman created two boxes that he shared with us. One was crafted with Birsdeye Maple, and the second was with Zebrawood.

SHOW & TELL



Susan Walters showed us a crystal resin ornament that showcases a cardinal made with Padauk.

Bodie Pyndus made these two reindeer with a bandsaw! One is made from Oak, and the other is Maple. They have walnut hooves and antlers and Padauk is used for rudolph's nose.



SHOW & TELL



Gary Vaughn created a beautiful texas-themed display for his son's knife, so he can enjoy it on his desk. It is made from Mesquite, Holly and Maple.



Ed Mastin shared this diagonal-designed cutting board that he created!

Program

End Grain Art- Jeff Rogalski

Jeff combines his disciplined, problem-solving approach to the creative process with his expertise in woodworking, which developed his unique art form that features the end grain of exotic hardwoods. Like the artist who paints with oils, he paints with wood and the vast selection of hardwood species from around the world with their remarkable and distinctive patterns, colors and configurations.

As his woodworking skills developed, his cutting boards began to look more like works

of art. In this process, he saw the opportunity to introduce the world to the intricate, natural beauty of the striations in the growth rings - or end grain - where each hardwood species gracefully displays its own distinctive color and characteristic "fingerprint".

Exotics like Bubinga, Padauk, Purple Heart, Wenge, Yellow Heart, Zebrawood, Nogal, Sapele, Lacewood offer a tasty assortment of visual flavors to the artist's palette. Most of the world has never seen the beauty hidden in the end grain, much less has known that such beauty,



especially in exotic hardwoods, even exists! Thus, the birthing of EndGrainArt!

Creating art is a spiritual experience allowing the infinite creativity of the divine in each of us to express our irresistible impulse to create something beautiful.

To learn more, visit his website: <https://endgrainart.com/>



GIVING BACK

Beads of Courage

Beads of Courage is a supportive care program for children coping with serious illness. The participating children receive a colorful bead for each illness-related experience they have, serving as symbols of the courage each child shows throughout their arduous treatment. For critical milestones in their treatment journey they receive handmade one-of-a-kind glass beads that are donated by members of the International Society of Glass Beadmakers.

Our role as woodworkers is a simple one: to create and donate wooden boxes for these children to keep their treasured beads in. As they endure their arduous treatment process, the children gain strength and courage from these tangible symbols of the love and support of the community around them. What better purpose could we find as woodworkers?

The NTWA has sponsored an annual box building for Beads of Courage since its adoption in 2019.



The NTWA has donated more than 150 boxes to the BOC participating hospitals. Check out the video on our Facebook Page to learn more about these meaningful boxes!

Contact Bodie Pyndus (president@ntwa.org) for more information.



WORKSHOPS & SKILL BUILDING

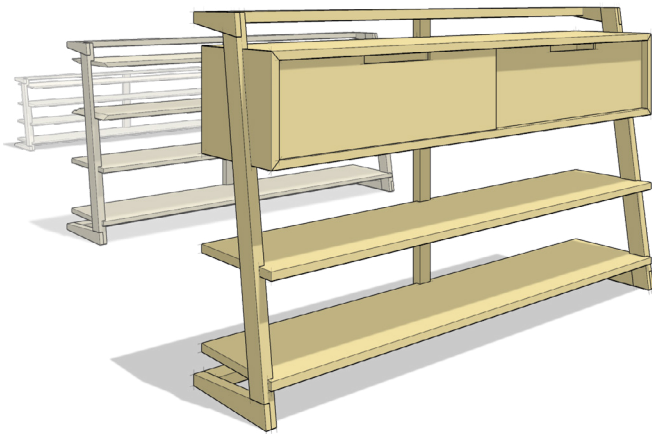
Workshops & Skill Building

Workshop #1: Joinery - Mortise & Tenon

Workshop #2: How to make tapered legs/ tapered leg jig (this may be combined or separate workshops)

Workshop #3: How to make profiled edges on tops

Workshop #4: How to make decorative aprons for tables




SketchUp is a 3D modeling software that is particularly beneficial to woodworkers. It allows users to create detailed 3D models of woodworking projects, providing a virtual environment for planning and visualizing designs before actual construction.

Overall, SketchUp streamlines the design and planning phases for woodworkers, contributing to more efficient and successful woodworking projects.

Do you have experience with Sketchup?

We are looking for someone who can lead a workshop for members of the NTWA! If you, or someone you know, would be willing to lead a workshop, please reach out to Josh by emailing: programs@ntwa.org



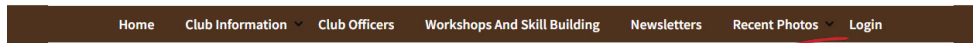
NTWA MEMBER PORTAL

Not Sure How To Sign-Up?

- Go to: <https://ntwa.org/>
- Select "Member Log in"
- Select "Register"
- Fill out your information
- Click "Register"
- Webmaster will confirm your Membership and approve your account!



STEP 1



Woodworking In North Texas

We believe that Woodworking is serious fun. Our members cover the complete spectrum of woodworkers from hobbyists to professionals, from new comers to lifelong woodworkers. The common interest is they all want to learn more about the craft and improve their woodworking skills.

Now in our 32nd year, The North Texas Woodworkers Association was founded in April 1991.

The primary purpose of the NTWA is to promote the craft of woodworking, and assist in the improvement of the member's skills and abilities at all levels of experience. This is accomplished by seminars, workshops, demonstrations sharing of information about woodworking techniques, tools, sources for supplies, and networking with other members. Our members have a "pride of

Members Log In

MONTHLY MEETINGS ARE HELD ON
THE 3RD TUESDAY BEGINNING AT
7:00PM AT THE HAGGARD PARTY
BARN IN PLANO

FOLLOW US ON SOCIAL MEDIA:

Login

STEP 2

Username or E-mail *

 Password *

☐ Keep me signed in

Login

Register

[Forgot your password?](#)

Register

Please note that registration is limited to paying members of NTWA.

STEP 3

Username *

 First Name *

 Last Name *

 E-mail Address *

 Password *

 Confirm Password *

 Confirm Password

I am a current NTWA member *



Yes



No



Website URL



Facebook



Instagram

Register

Login

NTWA MEMBER'S MESSAGE BOARD

NTWA Membership Benefits

The annual dues are \$36 and entitle members to vote on all business, attend meetings, hold office, participate in the monthly raffles and receive discounts from retailers offered to members.

Membership benefits include access to our library of woodworking books and DVD's.

Education

As a member of the NTWA, you are entitled to participate in any demonstrations and instructional sessions. These sessions may be offered weekly or monthly as skill building workshops. Each monthly meeting has a session for Shop Questions as well as Tool Reviews, both provide excellent learning opportunities.

Member Discounts

Members may receive a 10% discount on select items when you show your membership card at the following shops:

Woodcraft in Plano

Rockler

Wood World

Membership forms can be completed at any meeting, or you can download a membership form to bring to any meeting. If you have a PayPal account you can log into it and select dues@NTWA.org to forward a payment.

Make checks payable to: North Texas Woodworker's Assoc.

North Texas Woodworkers Association
8204 Strecker Ln.
Plano, TX 75025

**BECOME
A MEMBER**

MONTHLY MEETINGS

Meetings are held monthly at 7:00 PM at Haggard Party Barn. The meetings are on the third Tuesday of each month. These meetings consist of a show and tell of completed work, a time for socializing and networking, and a monthly presentation by guest speaker from the woodworking community as well as members. Shop Questions is the time to get your puzzling questions answered. This is followed by a Tool Review session.

Prospective members are encouraged to attend a meeting in advance of joining to see if the NTWA is a fit for them.

To find out more about our organization see our Club Information page.

Haggard Party Barn
5948 McKamy Trail, Plano TX, 75024