

NTWA newsletter

Official Publication of NTWA
Founded in 1991



ANNUAL HOLIDAY PARTY

North Texas Woodworkers Association
December 19, 2023



CLUB OFFICERS

President.....Bodie Pyndus
Vice President.....Brian O'Donnell
Treasurer.....Ed Mastin
Secretary.....John Loftis
Membership.....Camille Watanabe
Newsletter.....Andrea Maiella
Programs.....Josh McGuire
Website.....Eric Roberts
Photography.....Sidney Futrell

MONTHLY DRAWING

BIG WINNER!

Doug Freeman
was the winner of
the Portable Sawstop!



NTWA Newsletter is published monthly for the members of NTWA. Digital archives are available at ntwa.org.

The primary purpose of the NTWA is to promote the craft of woodworking, and assist in the improvement of the member's skills and abilities at all levels of experience. This is accomplished by seminars, workshops, demonstrations sharing of information about woodworking techniques, tools, sources for supplies, and networking with other members. Our members have a "pride of belonging" to our community.

The opinions expressed herein are those of the respective authors and do not necessarily represent the viewpoint of NTWA, its Staff or its Board of Directors, unless specifically stated as such. All content is copyrighted, and reproduction or reprinting of any of the contents without written permission of NTWA is prohibited. NTWA does not warranty or endorse any products or services advertised in this publication.

Contributions: articles, announcements, advertisements, or other materials submitted for inclusion in NTWA Newsletter should be submitted electronically via email to the managing editor. Acceptance of any submission is at the discretion of the Editor, and subject to editing for brevity or content. Anonymous letters or contributions will not be considered for publication. All submitted items must be accompanied by contact information, including the author's name, mailing address, telephone and/or email address. Illustrations should be submitted as .jpeg, .pdf, .eps or .tiff files. Photographs should be high resolution (300 dpi or better) and include a copyright release or statement of permission. Display and classified advertising will be accepted from reputable firms or individuals on a space-available basis in accordance with NTWA Guidelines.

For more information:

newsletter@ntwa.org

Editor.....Andrea Maiella

Photography.....Sidney Futrell







NTWA MEMBER'S MESSAGE BOARD

WE'VE GOT MERCH!



NTWA White Polo Shirts are \$38

NTWA Hats are \$23.

Pick yours up at the next meeting!

CLUB MEETINGS

January 23, 2024 7:00 pm

Officer Round Table

February 20, 2024 7:00 pm

Build Challenge: Beads of Courage Box Build!

March 19, 2024 7:00 pm


Panel Discussion: Monetizing Woodworking

April 16, 2024 7:00 pm

Speaker: [Tom McLaughlin: Classic Woodworking](#)

May 21, 2024 7:00 pm

Build Challenge: Krenov Style



**Follow the NTWA on
Facebook and Instagram!**

SHOW & TELL



Brian O'Donnell shared this refurbished 1928 Singer Sewing Machine.

Chris Bull crafted this keepsake box. It was made with Maple & African Mahogany.



Mikel Duke made this tractor with a plow and a wagon. He cut the wheels on a table saw with a jig he made!



SHOW & TELL



Rick Maiella shared his handmade Mailbox Bank that he made from Walnut and Oak. He used a vintage Post Office Box door from the early 1960's.

Gary Vaughn showed us a Charcuterie Tray he made from Bird's Eye Maple & Black Mesquite. He also had a Remote-Control Box that he made from Black Mesquite & Birch.



SHOW & TELL



Doug Freeman shared his Oven Rack Stick that he created for visually disabled people. He developed this CNC Router Pattern to be able to cut multiple in one run. So far, he has delivered 250 to Envision Dallas!



Dan Wenger created these Jewelry Boxes for his two daughters. They are made with Purpleheart and Rosewood.

SHOW & TELL



Richard Misdom shared with us this coping saw he made with straight grain hickory.

Ed Haluska made this Mulberry Burr Slab to be used as a brisket presentation board.



SHOW & TELL



Susan Walters showed us some of her Hardwood and Epoxy Resin Jewelry and Ornaments. They were made with Yellowheart, Mahogany, Padauk and Purple Heart.

Wayne Bower shared a spoon he made with the group!



Ed Mastin made two adjustable Jigs. Jigs are for cutting various angles, 45, 22.5, & 67.5 for the Japanese art of Kumiko. No glue will be used in the assembly of small pieces of basswood.



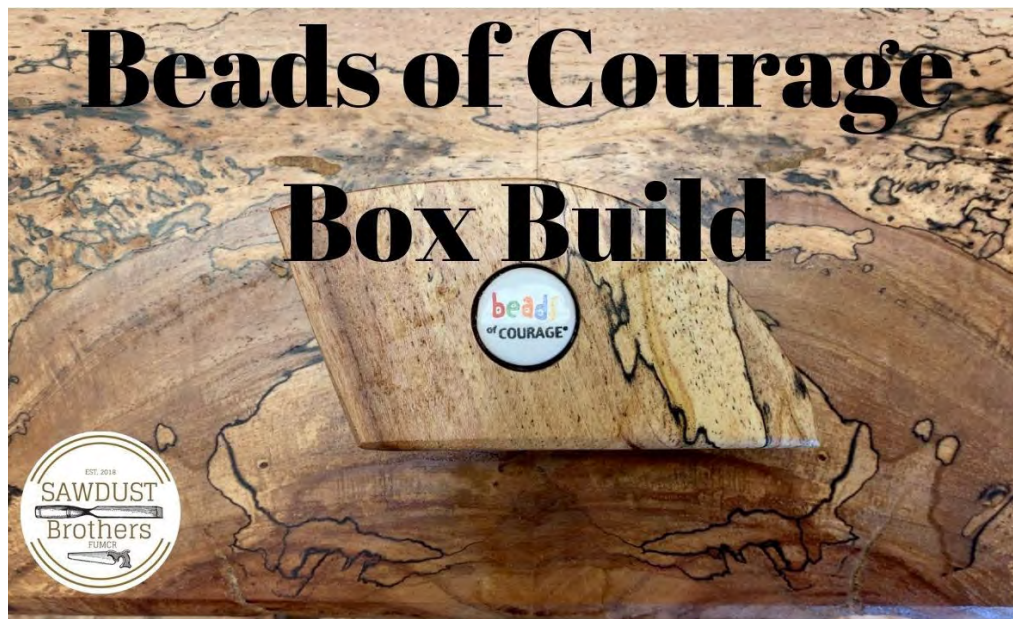
Consider Your Audience

After Bodies heart-felt thoughts on the club's Beads of Courage box build I began to think of various woods/design I'd use for this Feb'24 challenge. So many extraordinary boxes have been made that the bar seems pretty high. But then I thought, wait, who am I building this box to impress? It's certainly not my spouse or kid or significant other, who are our typical supporters and or (ha) critics.

I'm building this for my grandkid or similar age child. So what do grandkids like? Superheros, horses, trains, coaches, wagons, dogs and cats, Frozen, Pokémon (apparently), all things Disney and Pixar and lots of other kid stuff. What's more fun and less stress than building a flamed maple/padauk/wenge/walnut jewelry box? It's a toy or something that looks fun that can hold beads. How cool would it be to build a wooden Dachshund dog

around an acrylic cylinder or clear box that looked like Cinderella's coach, or a train engine that opens up or a sports car filled with beads? All I'm suggesting is *consider you audience*. The fun and possibilities are limitless!

-Jim Cadorette



[Check this out for more inspiration!](#)

GIVING BACK

Beads of Courage

Beads of Courage is a supportive care program for children coping with serious illness. The participating children receive a colorful bead for each illness-related experience they have, serving as symbols of the courage each child shows throughout their arduous treatment. For critical milestones in their treatment journey they receive handmade one-of-a-kind glass beads that are donated by members of the International Society of Glass Beadmakers.

Our role as woodworkers is a simple one: to create and donate wooden boxes for these children to keep their treasured beads in. As they endure their arduous treatment process, the children gain strength and courage from these tangible symbols of the love and support of the community around them. What better purpose could we find as woodworkers?

The NTWA has sponsored an annual box building for Beads of Courage since its adoption in 2019.



The NTWA has donated more than 150 boxes to the BOC participating hospitals. Check out the video on our Facebook Page to learn more about these meaningful boxes!

Contact Bodie Pyndus (president@ntwa.org) for more information.



WORKSHOPS & SKILL BUILDING

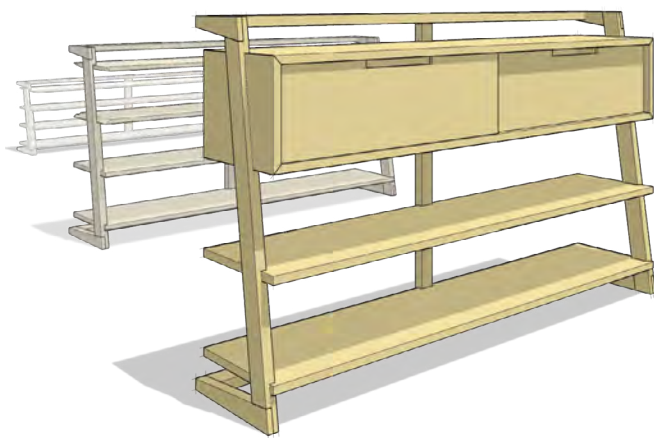
Workshops & Skill Building

Workshop #1: Joinery - Mortise & Tenon

Workshop #2: How to make tapered legs/ tapered leg jig (this may be combined or separate workshops)

Workshop #3: How to make profiled edges on tops

Workshop #4: How to make decorative aprons for tables




SketchUp is a 3D modeling software that is particularly beneficial to woodworkers. It allows users to create detailed 3D models of woodworking projects, providing a virtual environment for planning and visualizing designs before actual construction.

Overall, SketchUp streamlines the design and planning phases for woodworkers, contributing to more efficient and successful woodworking projects.

Do you have experience with Sketchup?

We are looking for someone who can lead a workshop for members of the NTWA! If you, or someone you know, would be willing to lead a workshop, please reach out to Josh by emailing: programs@ntwa.org



NTWA MEMBER PORTAL

Not Sure How To Sign-Up?

- ▶ Go to: <https://ntwa.org/>
- ▶ Select "Member Log in"
- ▶ Select "Register"
- ▶ Fill out your information
- ▶ Click "Register"
- ▶ Webmaster will confirm your Membership and approve your account!



STEP 1



Login

STEP 2

Username or E-mail *

Password *

☐ Keep me signed in

[Login](#) [Register](#)

[Forgot your password?](#)

Register

Please note that registration is limited to paying members of NTWA.

STEP 3

Username *

First Name *

Last Name *

E-mail Address *

Password *

Confirm Password *

☐ I am a current NTWA member

☐ Yes

☐ No

Website URL

Facebook

Instagram

[Register](#) [Login](#)

NTWA MEMBER'S MESSAGE BOARD

NTWA Membership Benefits

The annual dues are \$36 and entitle members to vote on all business, attend meetings, hold office, participate in the monthly drawings and receive discounts from retailers offered to members.

Membership benefits include access to our library of woodworking books and DVD's.

Education

As a member of the NTWA, you are entitled to participate in any demonstrations and instructional sessions. These sessions may be offered weekly or monthly as skill building workshops. Each monthly meeting has a session for Shop Questions as well as Tool Reviews, both provide excellent learning opportunities.

Member Discounts

Members may receive a 10% discount on select items when you show your membership card at the following shops:

Woodcraft in Plano

Rockler

Wood World

Membership forms can be completed at any meeting, or you can download a membership form to bring to any meeting. If you have a PayPal account you can log into it and select dues@NTWA.org to forward a payment.

Make checks payable to: North Texas Woodworker's Assoc.

North Texas Woodworkers Association
8204 Strecker Ln.
Plano, TX 75025

**BECOME
A MEMBER**

MONTHLY MEETINGS

Meetings are held monthly at 7:00 PM at Haggard Party Barn. The meetings are on the third Tuesday of each month. These meetings consist of a show and tell of completed work, a time for socializing and networking, and a monthly presentation by guest speaker from the woodworking community as well as members. Shop Questions is the time to get your puzzling questions answered. This is followed by a Tool Review session.

Prospective members are encouraged to attend a meeting in advance of joining to see if the NTWA is a fit for them.

To find out more about our organization see our Club Information page.

Haggard Party Barn
5948 McKamy Trail, Plano TX, 75024