

NTWA newsletter

Official Publication of NTWA
Founded in 1991



WELCOME

North Texas Woodworkers Association January 23, 2024

President Bodie Pyndus welcomed everyone, and introduced the officers.

TREASURY REPORT (\$4,204 current bank balance)

MEMBERSHIP

116 members.

A Membership List was passed around to alert members of any outstanding dues, or if their personal information needed to be updated.

TABLE MIXER TOPIC

List 10 types of Joinery!

FEBRUARY CHALLENGE

Bodie announced that our February Build Challenge will be a **Beads of Courage Box Build!** We were able to contribute 24 boxes in the past, and would love to have even more for 2024! The minimum size requirements for each box are: 6"x6"x4."

If you want a logo bead to include on your box, they will be \$2, and you can get them directly from Bodie!

Bodie shared the IPE wood with the group.

GUESTS

We had a number of guests joining us at this month's meeting:

- **Travis** from San Antonio, TX
- **Nate** from Lavan, TX
- **Jarod Hallmark** from Sachse, TX
- **Kevin** from Lake Worth, TX

PRODUCT REVIEW

- Gary Turman shared 2 sample boards of Rust-Oleum products. They are now owned by RPM. He also shared that Kelly-Moore Paints would be closing all the company's facilities (other than a distribution center in Union City) effective immediately, including Kelly-Moore's manufacturing facility in Texas, and its retail stores.

- The Library of Reference Books are available for people to take before they are removed from the building!

TOOL REVIEW

- Ed talked about his new 12-inch WEN Drill Press with laser (\$215), and said that it is worth the money. It is heavy/sturdy, and has variable speed control without changing belts.

- Brian talked about his new Dowel Quarter Jig. It can make decorative joints, and he said it worked very well!

- An Auction house reached out to us about a woodworking shop that will be liquidating in the near future in College Station, Texas for a retired naval officer. In his shop they have discovered Woodpeckers Tools, Lie-Nielsen Tools, Bridge City, Stanley Tools, Antique Molding Planes, Stanley Tools, Router Bits, Mini Max MM Band Saw, Inca Injecta Automatic Jointer Planer, Inca Injecta 12" Tilt Arbor Table Saw, just to name a few; it is all in fantastic condition!

You can go to their website corner-offtime.com and click on the Auction Schedule and download the Catalog for this Auction.

CLUB OFFICERS

President.....	Bodie Pyndus
Vice President.....	Brian O'Donnell
Treasurer.....	Ed Mastin
Membership.....	Camille Watanabe
Newsletter.....	Andrea Maiella
Programs.....	Josh McGuire
Website.....	Eric Roberts
Photography.....	Sidney Futrell

MONTHLY DRAWING

WINNERS

Woodcraft and Rockler donated the items for this months drawing!

PRIZES

- Felder Dust Collector
- 300mm Stainless Steel rule
- 6" Spring Dividers
- Drill-Rite Drawer Pull Jig
- Taytools 4" Double Square
- Bessey F-Style Clamp Set: 2 - 6", 2 - 12"
- 5" Foam Hand Sanding Blocks
- 4-pack Bench Cookies
- Mini Hold-down Clamp
- 3-way Attachment for F-style Clamps



***Don't forget to bring CASH to enter our monthly drawing! Remember, every ticket you buy gets you TWO CHANCES TO WIN, your ticket(s) go into the pot for that month's drawing AND they are saved to go into the pot for the big drawing for the portable Sawstop!**



NTWA Newsletter is published monthly for the members of NTWA. Digital archives are available at ntwa.org.

The primary purpose of the NTWA is to promote the craft of woodworking, and assist in the improvement of the member's skills and abilities at all levels of experience. This is accomplished by seminars, workshops, demonstrations sharing of information about woodworking techniques, tools, sources for supplies, and networking with other members. Our members have a "pride of belonging" to our community.


The opinions expressed herein are those of the respective authors and do not necessarily represent the viewpoint of NTWA, its Staff or its Board of Directors, unless specifically stated as such. All content is copyrighted, and reproduction or reprinting of any of the contents without written permission of NTWA is prohibited. NTWA does not warranty or endorse any products or services advertised in this publication.

Contributions: articles, announcements, advertisements, or other materials submitted for inclusion in NTWA Newsletter should be submitted electronically via email to the managing editor. Acceptance of any submission is at the discretion of the Editor, and subject to editing for brevity or content. Anonymous letters or contributions will not be considered for publication. All submitted items must be accompanied by contact information, including the author's name, mailing address, telephone and/or email address. Illustrations should be submitted as .jpeg, .pdf, .eps or .tiff files. Photographs should be high resolution (300 dpi or better) and include a copyright release or statement of permission. Display and classified advertising will be accepted from reputable firms or individuals on a space-available basis in accordance with NTWA Guidelines.

For more information:
newsletter@ntwa.org

Editor.....Andrea Maiella
Photography.....Sidney Futrell





NTWA MEMBER'S MESSAGE BOARD

WE'VE GOT MERCH!



NTWA White Polo Shirts are \$38

NTWA Hats are \$23.

Pick yours up at the next meeting!

CLUB MEETINGS

February 20, 2024 7:00 pm

Build Challenge: Beads of Courage Box Build!

March 19, 2024 7:00 pm

Panel Discussion: Monetizing Woodworking


April 16, 2024 7:00 pm

Speaker: [Tom McLaughlin: Classic Woodworking](#)

May 21, 2024 7:00 pm

Build Challenge: Krenov Style

June 18, 2024 7:00 pm



**Follow the NTWA on
Facebook and Instagram!**

SHOW & TELL



Brian O'Donnell shared 2 Magazine Holders that he made with Plywood.

Josh McGuire carved these 2 Heads out of Cedar. The one on the right has a smoking cigar!



Mikel Duke made this Ghostbusters Clock out of Poplar wood, and hand-painted the piece.

SHOW & TELL



Jay Stearns created this unique box out of Walnut, Maple and Flaming Boxelder. He finished 2nd out of 10,000 entries (in the "Boxes/Chest" Category) at the State Fair of Texas Creative Arts Contest.

Joel Hill shared with us a beautiful bench he made with Ambrosia Beech and Walnut.



SHOW & TELL



Steve Yauch crafted a Surfacing Jig!
He won the \$10 Drawing!



Ed Mastin made this Jig for Floating
Tenons out of Plywood and Walnut.

SHOW & TELL



Phillip Weber showed the group his Stickley-style Dressing Table, which was made with Flat Sawn and Quarter Sawn White Oak.

Ed Haluska shared two bowls with us that he made with F.O.G. wood.





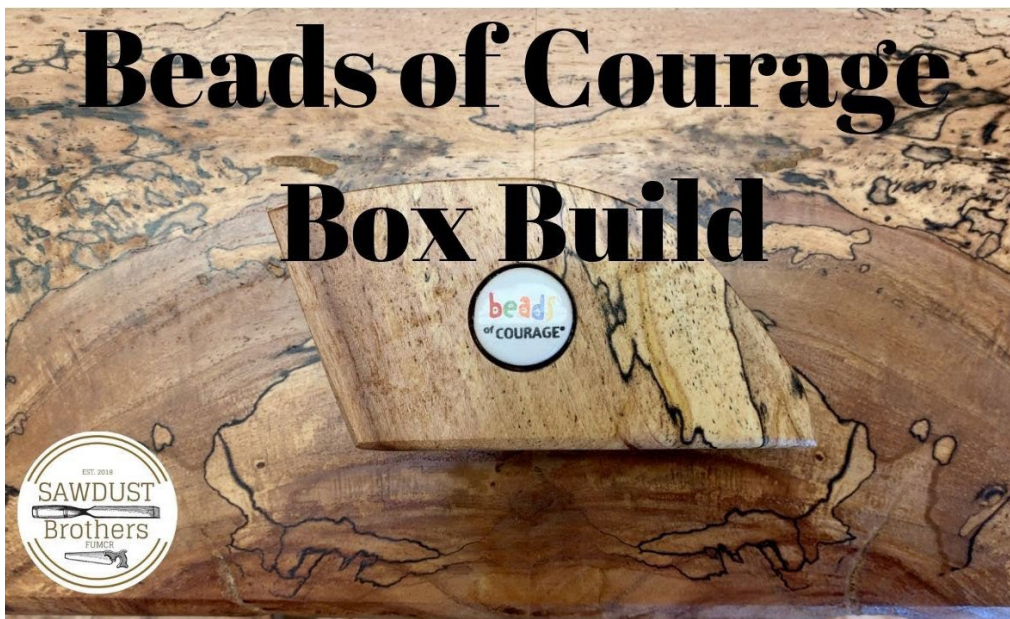
Consider Your Audience

After Bodies heart-felt thoughts on the club's Beads of Courage box build I began to think of various woods/design I'd use for this Feb'24 challenge. So many extraordinary boxes have been made that the bar seems pretty high. But then I thought, wait, who am I building this box to impress? It's certainly not my spouse or kid or significant other, who are our typical supporters and or (ha) critics.

I'm building this for my grandkid or similar age child. So what do grandkids like? Superheros, horses, trains, coaches, wagons, dogs and cats, Frozen, Pokémon (apparently), all things Disney and Pixar and lots of other kid stuff. What's more fun and less stress than building a flamed maple/padauk/wenge/walnut jewelry box? It's a toy or something that looks fun that can hold beads. How cool would it be to build a wooden Dachshund dog

around an acrylic cylinder or clear box that looked like Cinderella's coach, or a train engine that opens up or a sports car filled with beads? All I'm suggesting is *consider you audience*. The fun and possibilities are limitless!

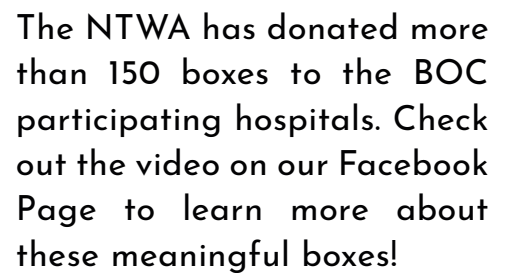
-Jim Cadorette



[Check this out for more inspiration!](#)

Beads of Courage is a supportive care program for children coping with serious illness. The participating children receive a colorful bead for each illness-related experience they have, serving as symbols of the courage each child shows throughout their arduous treatment. For critical milestones in their treatment journey they receive handmade one-of-a-kind glass beads that are donated by members of the International Society of Glass Beadmakers.

The NTWA has sponsored an annual box building for Beads of Courage since its adoption in 2019.





Make your moments matter more.

Beads of Courage helps children coping with cancer and other serious illnesses **RECORD, TELL and OWN** their stories of courage.





WORKSHOPS & SKILL BUILDING

Workshops & Skill Building

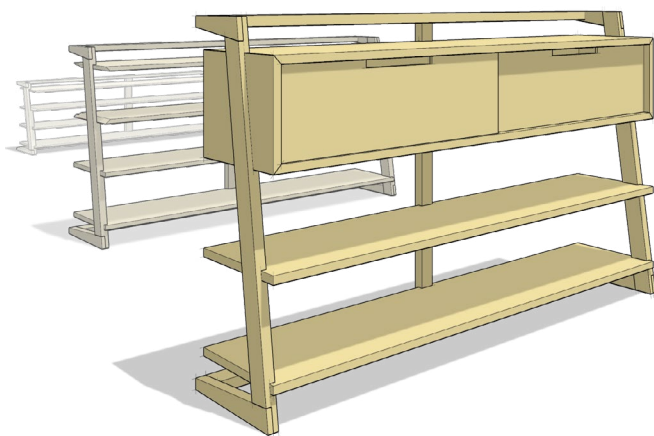
Workshop #1: Joinery - Mortise & Tenon

Workshop #2: How to make tapered legs / tapered leg jig (this may be combined or separate workshops)

Workshop #3: How to make profiled edges on tops

Workshop #4: How to make decorative aprons for tables

Workshop #5: Maloof Joint, led by Bill Jacobs and Joe Polich. dates TBA




SketchUp is a 3D modeling software that is particularly beneficial to woodworkers. It allows users to create detailed 3D models of woodworking projects, providing a virtual environment for planning and visualizing designs before actual construction.

Overall, SketchUp streamlines the design and planning phases for woodworkers, contributing to more efficient and successful woodworking projects.

Do you have experience with Sketchup?

We are looking for someone who can lead a workshop for members of the NTWA! If you, or someone you know, would be willing to lead a workshop, please reach out to Josh by emailing: programs@ntwa.org




NTWA MEMBER PORTAL

Not Sure How To Sign-Up?

- ▶ Go to: <https://ntwa.org/>
- ▶ Select "Member Log in"
- ▶ Select "Register"
- ▶ Fill out your information
- ▶ Click "Register"
- ▶ Webmaster will confirm your Membership and approve your account!



STEP 1



Woodworking In North Texas

We believe that Woodworking is serious fun. Our members cover the complete spectrum of woodworkers from hobbyists to professionals, from new comers to lifelong woodworkers. The common interest is they all want to learn more about the craft and improve their woodworking skills.

Now in our 32nd year, The North Texas Woodworkers Association was founded in April 1991.

The primary purpose of the NTWA is to promote the craft of woodworking, and assist in the improvement of the member's skills and abilities at all levels of experience. This is accomplished by seminars, workshops, demonstrations sharing of information about woodworking techniques, tools, sources for supplies, and networking with other members. Our members have a "pride of

Members Log In

MONTHLY MEETINGS ARE HELD ON
THE 3RD TUESDAY BEGINNING AT
7:00PM AT THE HAGGARD PARTY
BARN IN PLANO

FOLLOW US ON SOCIAL MEDIA:

Login

STEP 2

Username or E-mail *

Password *

☐ Keep me signed in

Login Register

[Forgot your password?](#)

Register

Please note that registration is limited to paying members of NTWA.

STEP 3

Username *

First Name *

Last Name *

E-mail Address *

Password *

Confirm Password *

☐ I am a current NTWA member *

☐ Yes

☐ No

Website URL

Facebook

Instagram

Register Login

NTWA MEMBER'S MESSAGE BOARD

NTWA Membership Benefits

The annual dues are \$36 and entitle members to vote on all business, attend meetings, hold office, participate in the monthly drawings and receive discounts from retailers offered to members.

Membership benefits include access to our library of woodworking books and DVD's.

Education

As a member of the NTWA, you are entitled to participate in any demonstrations and instructional sessions. These sessions may be offered weekly or monthly as skill building workshops. Each monthly meeting has a session for Shop Questions as well as Tool Reviews, both provide excellent learning opportunities.

Member Discounts

Members may receive a 10% discount on select items when you show your membership card at the following shops:

Woodcraft in Plano

Rockler

Wood World

Membership forms can be completed at any meeting, or you can download a membership form to bring to any meeting. If you have a PayPal account you can log into it and select dues@NTWA.org to forward a payment.

Make checks payable to: North Texas Woodworker's Assoc.

North Texas Woodworkers Association
8204 Strecker Ln.
Plano, TX 75025

**BECOME
A MEMBER**

MONTHLY MEETINGS

Meetings are held monthly at 7:00 PM at Haggard Party Barn. The meetings are on the third Tuesday of each month. These meetings consist of a show and tell of completed work, a time for socializing and networking, and a monthly presentation by guest speaker from the woodworking community as well as members. Shop Questions is the time to get your puzzling questions answered. This is followed by a Tool Review session.

Prospective members are encouraged to attend a meeting in advance of joining to see if the NTWA is a fit for them.

To find out more about our organization see our Club Information page.

Haggard Party Barn
5948 McKamy Trail, Plano TX, 75024