

NTWA newsletter

Official Publication of NTWA
Founded in 1991



WELCOME

North Texas Woodworkers Association February 20, 2024

President Bodie Pyndus welcomed everyone, and introduced the officers.

TREASURY REPORT (\$4,616.66 current bank balance)

MEMBERSHIP 116 members.

A Membership List was passed around to alert members of any outstanding dues, or if their personal information needed to be updated.

TABLE MIXER TOPIC

List 3 things that woodworking has taught you?

FEBRUARY CHALLENGE

We had an impressive 40 boxes made for the **Beads of Courage Box Build!** Everyone brought great ideas, and it was fun seeing everyone share their creativity!

Check out this [video](#) to see some of the great work!

GUESTS

We had a number of guests joining us at this month's meeting:

- **Steve** from Carrollton, TX
- **Michael** from Irving, TX
- **Koko** from The Colony, TX
- **Scott** from Prosper, TX
- **Rick** from Providence Village, TX
- **April** from Frisco, TX
- **Jim** from Southlake, TX
- **Paul** from Plano, TX

TOOL REVIEW

- Josh McGuire talked about his new Calibration and Sanding Disc.

- Ed H. talked about his new Harbor Freight Tools brand Oscillating Spindle Sander that he said worked very well! (\$200 range)

DONATIONS

Gary Vaughan shared with us that **The Craft Guild of Dallas** is setting up a woodworking shop! They are requesting tools, so if you have any that you would like to donate to their shop, please reach out and let us know!

The Craft Guild of Dallas is a non-profit organization dedicated to providing a variety of arts and craft instruction for the last 72 years, has been a major force in the North Texas Arts community. With classes, visiting artists from around the world, summer camps and yearlong classes for younger aspiring artists, biannual art shows and more. They stay at the forefront of the arts movement in the Dallas/Ft. Worth area.

CLUB OFFICERS

- President.....Bodie Pyndus
- Vice President.....Brian O'Donnell
- Treasurer.....Ed Mastin
- Membership.....Camille Watanabe
- Member Recruitment.....Mike McAleer
- Newsletter.....Andrea Maiella
- Programs.....Gary Vaughan
- Website.....Eric Roberts
- Photography.....Sidney Futrell



MONTHLY DRAWING

WINNERS

Woodcraft and Rockler donated the items for this months drawing!

PRIZES

- Taytools 6" C-Clamps (2)
- Milwaukee 4.5" and 7" Speed Squares
- Benchmark 6" Black Chrome Ruler
- Biscuit Slot Glue Bottle
- Flexible Curve Measuring Tape
- Brass Bar Setup Gauge set
- Diablo 5" 50 disc Sandnet Assortment
- Bosch 5" Random Orbit Sander
- Silicone Project Mat
- Glue Bottle Applicator kit
- Rockler Tumbler
- Rockler Ball Cap



NTWA Newsletter is published monthly for the members of NTWA. Digital archives are available at ntwa.org.

The primary purpose of the NTWA is to promote the craft of woodworking, and assist in the improvement of the member's skills and abilities at all levels of experience. This is accomplished by seminars, workshops, demonstrations sharing of information about woodworking techniques, tools, sources for supplies, and networking with other members. Our members have a "pride of belonging" to our community.

The opinions expressed herein are those of the respective authors and do not necessarily represent the viewpoint of NTWA, its Staff or its Board of Directors, unless specifically stated as such. All content is copyrighted, and reproduction or reprinting of any of the contents without written permission of NTWA is prohibited. NTWA does not warranty or endorse any products or services advertised in this publication.

Contributions: articles, announcements, advertisements, or other materials submitted for inclusion in NTWA Newsletter should be submitted electronically via email to the managing editor. Acceptance of any submission is at the discretion of the Editor, and subject to editing for brevity or content. Anonymous letters or contributions will not be considered for publication. All submitted items must be accompanied by contact information, including the author's name, mailing address, telephone and/or email address. Illustrations should be submitted as .jpeg, .pdf, .eps or .tiff files. Photographs should be high resolution (300 dpi or better) and include a copyright release or statement of permission. Display and classified advertising will be accepted from reputable firms or individuals on a space-available basis in accordance with NTWA Guidelines.

For more information:
newsletter@ntwa.org
 Editor.....Andrea Maiella
 Photography.....Sidney Futrell

***Don't forget to bring CASH to enter our monthly drawing! Remember, every ticket you buy gets you TWO CHANCES TO WIN, your ticket(s) go into the pot for that month's drawing AND they are saved to go into the pot for the big drawing for the portable Sawstop!**





NTWA MEMBER'S MESSAGE BOARD

WE'VE GOT MERCH!



NTWA White Polo Shirts are \$38

NTWA Hats are \$23.

Pick yours up at the next meeting!

CLUB MEETINGS

March 19, 2024 7:00 pm

Panel Discussion: Monetizing Woodworking

April 16, 2024 7:00 pm


[Tom McLaughlin: Classic Woodworking](#)

May 21, 2024 7:00 pm

Build Challenge: Krenov Style

June 18, 2024 7:00 pm

July 16, 2024 7:00 pm



Follow the NTWA on
Facebook and Instagram!

BUILD CHALLENGE: Beads of Courage Box Build!



Jim Polanco designed his box with Bamboo, Sapele Bordered Quilted Maple Top (Veneered).

Brian O'Donnell made this BoC Treasure Chest with Oak and Purpleheart.



BUILD CHALLENGE: Beads of Courage Box Build!



Joe Polich designed two boxes! Both of his boxes were made with Maple and Mahogany.

Jim Cadorette made this creative Unicorn box with Plywood and Plexiglass.
****Best Kid Theme!****



BUILD CHALLENGE: Beads of Courage Box Build!



Andrea Maiella created this Beehive Box with Sapele, Wenge and Maple!
****Best Apprentice!****



Chris Kersey made his box with IPE and Red Oak.

BUILD CHALLENGE: **Beads of Courage Box Build!**



Steve Yauch made his box with Jatoba, Walnut and Mesquite!



Josh McGuire crafted this Book of Courage! The cover is made with Walnut, the pages are Maple and the bookmark is made with Cherry wood!

****Best Design!****

BUILD CHALLENGE: Beads of Courage Box Build!



Susan Walters created her box with the theme "Little House in the Big Woods." She used White Cedar, Lacewood, Mahogany, Paduak, Black Limba, Plywood, Moss and Rocks!
****Most Unique/Creative!****

Penney Ryan created this slide top box with Walnut and Beech wood!



BUILD CHALLENGE: **Beads of Courage Box Build!**



Teresa Jones crafted two boxes: A chalkboard box made with Painted Pine and Oak, and comes with an eraser & chalk! The other box was made with Walnut and Hard Maple.

Jay Munson crafted two boxes, both with Black Walnut!



BUILD CHALLENGE: Beads of Courage Box Build!



Jim Ryan made his BoC box with Walnut, Birdseye Maple and Bocote.



Bill Jacobs created his box with a magnet and rope closure. He used Walnut and Birdseye Maple.

BUILD CHALLENGE: Beads of Courage Box Build!



Jay Stearns designed his box with Birdseye Maple and Mahogany.



Joel Hill made his box out of Curly Maple, Walnut and Padauk.

BUILD CHALLENGE: Beads of Courage Box Build!



Dan Wenger made 5 boxes with various woods: Curly Maple, Purple Heart, Leopard Wood and Bloodwood!



Tim Fisher made two boxes: One with Maple and Purple Heart; The other with Maple and Padauk.

BUILD CHALLENGE: Beads of Courage Box Build!



Tom Neal created his box with Walnut and Maple.

Rick Maiella made this creative box with a slide for the beads! It was crafted with IPE, Wenge and Maple.



BUILD CHALLENGE: Beads of Courage Box Build!



Bodie Pyndus designed two boxes with IPE and Mahogany!

Steve Chalson made his Beads of Courage box with parts from 6 different skateboards, Cherry, White Oak and Aqua Acrylic.



BUILD CHALLENGE: **Beads of Courage Box Build!**




Gary Turman created this Dual Hearts Bandsaw Box with Spalted Mulberry and Bubinga.
****Best Craftsmanship!****

Greg Estep created his box with Lati and Peruvian Walnut.



BUILD CHALLENGE: Beads of Courage Box Build!



Gary Vaughan made this beautiful Beads of Courage Box with Spalted Maple!
****Best Finish!****

Steve Rogers made four boxes for Beads of Courage! Three are made with Mesquite and Ash, and the 4th box is made with Cherry and Maple!



BUILD CHALLENGE: **Beads of Courage Box Build!**



Barry Walters made this Circus Caboose box made with Cherry and Plywood.



Ed Haluska made a Pirate Chest with Southern Yellow Pine!



GIVING BACK

Beads of Courage

Beads of Courage is a supportive care program for children coping with serious illness. The participating children receive a colorful bead for each illness-related experience they have, serving as symbols of the courage each child shows throughout their arduous treatment. For critical milestones in their treatment journey they receive handmade one-of-a-kind glass beads that are donated by members of the International Society of Glass Beadmakers.

Our role as woodworkers is a simple one: to create and donate wooden boxes for these children to keep their treasured beads in. As they endure their arduous treatment process, the children gain strength and courage from these tangible symbols of the love and support of the community around them. What better purpose could we find as woodworkers?

The NTWA has sponsored an annual box building for Beads of Courage since its adoption in 2019.



The NTWA has donated more than 150 boxes to the BOC participating hospitals. Check out the video on our Facebook Page to learn more about these meaningful boxes!

Contact Bodie Pyndus (president@ntwa.org) for more information.



WORKSHOPS & SKILL BUILDING

Sharpening Workshop



WORKSHOPS & SKILL BUILDING

Workshops & Skill Building

Workshop #1: Joinery - Mortise & Tenon

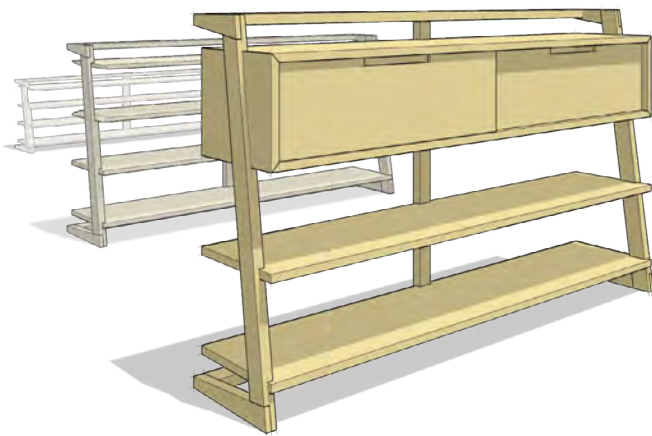
Workshop #2: How to make tapered legs / tapered leg jig (this may be combined or separate workshops)

Workshop #3: How to make profiled edges on tops

Workshop #4: How to make decorative aprons for tables

Workshop #5: Milling Lumber, led by Bodie Pyndus.
February 16-17, 2024

Workshop #6: Maloof Joint, led by Bill Jacobs and Joe Polich. dates TBA




SketchUp is a 3D modeling software that is particularly beneficial to woodworkers. It allows users to create detailed 3D models of woodworking projects, providing a virtual environment for planning and visualizing designs before actual construction.

Overall, SketchUp streamlines the design and planning phases for woodworkers, contributing to more efficient and successful woodworking projects.

Do you have experience with Sketchup?

We are looking for someone who can lead a workshop for members of the NTWA! If you, or someone you know, would be willing to lead a workshop, please reach out to us by emailing: programs@ntwa.org



NTWA MEMBER PORTAL

Not Sure How To Sign-Up?

- ▶ Go to: <https://ntwa.org/>
- ▶ Select "Member Log in"
- ▶ Select "Register"
- ▶ Fill out your information
- ▶ Click "Register"
- ▶ Webmaster will confirm your Membership and approve your account!



STEP 1

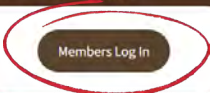


Woodworking In North Texas

We believe that Woodworking is serious fun. Our members cover the complete spectrum of woodworkers from hobbyists to professionals, from new comers to lifelong woodworkers. The common interest is they all want to learn more about the craft and improve their woodworking skills.

Now in our 32nd year, The North Texas Woodworkers Association was founded in April 1991.

The primary purpose of the NTWA is to promote the craft of woodworking, and assist in the improvement of the member's skills and abilities at all levels of experience. This is accomplished by seminars, workshops, demonstrations sharing of information about woodworking techniques, tools, sources for supplies, and networking with other members. Our members have a "pride of



MONTHLY MEETINGS ARE HELD ON THE 3RD TUESDAY BEGINNING AT 7:00PM AT THE HAGGARD PARTY BARN IN PLANO

FOLLOW US ON SOCIAL MEDIA:

Login

STEP 2

Username or E-mail *

Password *

Keep me signed in

[Forgot your password?](#)

Register

Please note that registration is limited to paying members of NTWA.

STEP 3

I am a current NTWA member

Yes

No

NTWA MEMBER'S MESSAGE BOARD

NTWA Membership Benefits

The annual dues are \$36 and entitle members to vote on all business, attend meetings, hold office, participate in the monthly drawings and receive discounts from retailers offered to members.

Membership benefits include access to our library of woodworking books and DVD's.

Education

As a member of the NTWA, you are entitled to participate in any demonstrations and instructional sessions. These sessions may be offered weekly or monthly as skill building workshops. Each monthly meeting has a session for Shop Questions as well as Tool Reviews, both provide excellent learning opportunities.

Member Discounts

Members may receive a 10% discount on select items when you show your membership card at the following shops:

Woodcraft in Plano

Rockler

Wood World

Membership forms can be completed at any meeting, or you can download a membership form to bring to any meeting. If you have a PayPal account you can log into it and select dues@NTWA.org to forward a payment.

Make checks payable to: North Texas Woodworker's Assoc.

North Texas Woodworkers Association
8204 Strecker Ln.
Plano, TX 75025

**BECOME
A MEMBER**

MONTHLY MEETINGS

Meetings are held monthly at 7:00 PM at Haggard Party Barn. The meetings are on the third Tuesday of each month. These meetings consist of a show and tell of completed work, a time for socializing and networking, and a monthly presentation by guest speaker from the woodworking community as well as members. Shop Questions is the time to get your puzzling questions answered. This is followed by a Tool Review session.

Prospective members are encouraged to attend a meeting in advance of joining to see if the NTWA is a fit for them.

To find out more about our organization see our Club Information page.

Haggard Party Barn
5948 McKamy Trail, Plano TX, 75024