

NTWA newsletter

Official Publication of NTWA
Founded in 1991



WELCOME

North Texas Woodworkers Association November 19, 2024

President Bodie Pyndus welcomed everyone, and introduced the officers.

TREASURY REPORT (\$4,971.16 current bank balance)

MEMBERSHIP 123 active members.

TABLE MIXER

What is the most unusual project you have heard made of wood?

WOODWORKERS FOR HIRE

We discussed how the Officers are getting email requests for odd jobs, and want to make sure that these requests can get directly to interested members! If you would like to know about potential jobs/projects, please reach out to Eric Roberts!

DECEMBER POTLUCK

Reminder to sign-up for the December Holiday Potluck! (There will be no Show and Tell at this Meeting.)

You can view the list [here](#).

GUESTS

We had 2 guests joining us at this month's meeting!

- John from Corinth
- Joe from Plano

EISEMANN CENTER

NTWA Members will have the opportunity to display their work at the Eisemann Center in January 2025. There will be 40-50 items curated by the Committee: Brian O'Donnell, Susan Walters, Gary Vaughn and Jim Ryan. All items will be shown at the December meeting!

PRODUCT REVIEW

Ed Horn is creating a Product Resource Database in the Members-Only portal of the website. This will be a place where we can share resources and product reviews with other NTWA members. He is looking for helpers, so reach out to him if you are willing to work on this project!

MERCHANDISE

New NTWA Blue Chambray shirts (3oz. cotton fabric) will be available to members that would like to purchase one! They will be \$55.



CLUB OFFICERS

- President.....Bodie Pyndus
- Vice President.....Brian O'Donnell
- Treasurer.....Ed Mastin
- Secretary.....Andrea Maiella
- Membership.....Camille Watanabe
- Recruitment.....Mike McAleer
- Newsletter.....Andrea Maiella
- Programs.....Gary Vaughan
- Website.....Eric Roberts
- Photography.....Sidney Futrell
- Merchandise.....Ed Horn

MONTHLY DRAWING

Rockler and NTWA donated the items for this months drawing!

PRIZES

- 2 Microjig Grip Clamps w/ Dovetail bit
- Bessey F-style Clamps - 2 - 6", 2 - 12"
- Goingmake 45 and 90 degree Corner Clamps
- GluBot Glue Bottle 16 oz.
- 2 Microjig Dovetail clamps w/ Dove-tail bit
- Daydoor Bench Clamps (2) and Bench Dogs (4)
- Woodcraft Anti-Fatigue Floor Mat (2' x 5')



ROCKLER DONATIONS

- 8" Flat PSA Sanding Block
- 6" Radius PSA Sanding Block
- 16" Flat PSA Sanding Block



***Don't forget to bring CASH to enter our monthly drawing! Remember, every ticket you buy gets you TWO CHANCES TO WIN, your ticket(s) go into the pot for that month's drawing AND they are saved to go into the pot for the big drawing in December!**



NTWA Newsletter is published monthly for the members of NTWA. Digital archives are available at ntwa.org.

The primary purpose of the NTWA is to promote the craft of woodworking, and assist in the improvement of the member's skills and abilities at all levels of experience. This is accomplished by seminars, workshops, demonstrations sharing of information about woodworking techniques, tools, sources for supplies, and networking with other members. Our members have a "pride of belonging" to our community.


The opinions expressed herein are those of the respective authors and do not necessarily represent the viewpoint of NTWA, its Staff or its Board of Directors, unless specifically stated as such. All content is copyrighted, and reproduction or reprinting of any of the contents without written permission of NTWA is prohibited. NTWA does not warranty or endorse any products or services advertised in this publication.

Contributions: articles, announcements, advertisements, or other materials submitted for inclusion in NTWA Newsletter should be submitted electronically via email to the managing editor. Acceptance of any submission is at the discretion of the Editor, and subject to editing for brevity or content. Anonymous letters or contributions will not be considered for publication. All submitted items must be accompanied by contact information, including the author's name, mailing address, telephone and/or email address. Illustrations should be submitted as .jpeg, .pdf, .eps or .tiff files. Photographs should be high resolution (300 dpi or better) and include a copyright release or statement of permission. Display and classified advertising will be accepted from reputable firms or individuals on a space-available basis in accordance with NTWA Guidelines.

For more information:
newsletter@ntwa.org
 Editor.....Andrea Maiella
 Photography.....Sidney Futrell







NTWA MEMBER'S MESSAGE BOARD

WE'VE GOT MERCH!



CLUB MEETINGS

December 17, 2024 7:00 pm

Christmas Party!
Display and Preview of Eisemann Center
Gallery Show. (No Show & Tell)

January 21, 2025 7:00 pm

February 18, 2025 7:00 pm

Build Challenge: Beads of Courage Boxes

March 18, 2025 7:00 pm

April 15, 2025 7:00 pm

May 21, 2025 7:00 pm

June 18, 2025 7:00 pm



White Polo Shirts are \$38

Long-Sleeve Shirts are \$55

Hats are \$23

Name Badges are \$5

Pick yours up at the next meeting!

BUILD CHALLENGE



Brian O'Donnell made this Ballot Box out of Maple, Mahogany and Purple Heart. The feet are Black Walnut!



Cameron Largent crafted this Maple Box with Walnut Banding. It has Brass Hinges, and he used Danish Oil to finish.

BUILD CHALLENGE



Kent McClurg designed this Flag Box and an Urn with Ambrosia Maple, Holly and Black Palm Inlays.



Bodie Pyndus shared a Sycamore Box he made with a Carved Walnut Top, and Walnut Feet!

BUILD CHALLENGE



Jay Munson shared an Inlay Banding Box/ Trinket Box that he made with Black Walnut, Maple and Redwood.



Tim Fisher Created this Book Box that was made with Walnut and Ash and has a Magnet Closure with Dividers. The Banding has Purple Heart, Cherry and Walnut. His second Box was made with Purple Heart, Walnut and Burr Oak.

BUILD CHALLENGE



Bodie Pyndus made this beautiful Side Table. It has a Sycamore Top with Maple and Walnut Banding.



SHOW & TELL



Joe Polich made this Bar Stool out of Mahogany and Maple, using Maloof Mortise & Tenon Joints. It is finished with Rubio Monocoat Pure.

Bill Jacobs made a Beautiful Rocking Chair out of Mesquite. It was made for his Granddaughter! He also made a Tea Box and a Christmas Ornament that he shared with the group.



SHOW & TELL



Joel Hill Modern designed this Outdoor Lounge Chair for his daughter to take to college. It was crafted out of Poplar.

Nathan Borrett made this Peg Board out of Ash wood. The Coasters were made from Derecho wood from Iowa. A Derecho is a rare, long-lasting, and destructive thunderstorm with straight-line winds that can be as strong as a hurricane or tornado. He lost around 60 trees, but was able to use some of that wood to make the Coasters, and used the Log/Stump of the tree to make the base that holds the Coasters!



SHOW & TELL



Rick Maiella crafted this beautiful Santa Sleigh out of Walnut on a Scroll Saw.



Koko Su created these two wood carvings out of Teak Wood. He started with hand carving tools and then used a dremmel tool to finish!

SHOW & TELL



Jay Stearns created this Red Hot Chili Peppers Watch Case. It holds 5 watches, and was made with Mahogany, Lacewood, and finished with Teak Oil. It sits on a Lazy Susan.



Britt Baumel crafted this Bandsaw Box out of Padauk and Poplar that he started in the Spring of '23. He was able to flock the drawers for the first time!

SHOW & TELL



Susan Walters shared Christmas Ornaments that she made! Maple Leaves crafted with Maple Wood and Dyed with food coloring; Gingerbread Men made with Mahogany and Resin; Cardinals made with Padauk; Smores made with White Cedar and Walnut (and the Chocolate is painted hot glue!)



Dinesh created this beautiful Chess Set for his son. It is made with Maple and Walnut and has Wegne on the border!

He is also working on a Tensegrity Floating Table that he shared with the group!

EISEMANN CENTER GALLERY



NTWA to exhibit at Eisemann Center Gallery in Jan 2025

This month long event will showcase the work of the members of NTWA. Our craftsman will show up to 50 pieces of their curated work in the Gallery.

The Eisemann Center main lobby, Ticket Office, Forrest & Virginia Green Mezzanine Gallery and administrative office are open to the public from 10 am until 6 pm Monday through Saturday and during all public events.

The Forrest and Virginia Green Mezzanine Gallery is dedicated to showcasing the best of local and regional artists on the lobby upper level. The Gallery is over 4,000 square feet of exhibition and reception space. Exhibits change monthly and promise a wealth of visual delight for patrons of all ages.

HOLIDAY CRAFT SHOWS



NTWA MEMBER'S MESSAGE BOARD

NTWA Membership Benefits

The annual dues are \$36 and entitle members to vote on all business, attend meetings, hold office, participate in the monthly drawings and receive discounts from retailers offered to members.

Education

As a member of the NTWA, you are entitled to participate in any demonstrations and instructional sessions. These sessions may be offered weekly or monthly as skill building workshops. Each monthly meeting has a session for Shop Questions as well as Tool Reviews, both provide excellent learning opportunities.

Member Discounts

Members may receive a 10% discount on select items when you show your membership card at the following shops:

Woodcraft

Rockler

Wood World

The Tool Box at Music City Mall

Membership forms can be completed at any meeting, or you can [download](#) a membership form to bring to any meeting. If you have a PayPal account you can log into it and select dues@NTWA.org to forward a payment.

Make checks payable to: North Texas Woodworker's Assoc.

North Texas Woodworkers Association
8204 Strecker Ln.
Plano, TX 75025

**BECOME
A MEMBER**

MONTHLY MEETINGS

Meetings are held monthly at 7:00 PM at Haggard Party Barn. The meetings are on the third Tuesday of each month. These meetings consist of a show and tell of completed work, a time for socializing and networking, and a monthly presentation by guest speaker from the woodworking community as well as members. Shop Questions is the time to get your puzzling questions answered. This is followed by a Tool Review session.

Prospective members are encouraged to attend a meeting in advance of joining to see if the NTWA is a fit for them.

To find out more about our organization see our Club Information page.

Haggard Party Barn
5948 McKamy Trail, Plano TX, 75024


NTWA MEMBER PORTAL

Not Sure How To Sign-Up?

- ▶ Go to: <https://ntwa.org/>
- ▶ Select "Member Log in"
- ▶ Select "Register"
- ▶ Fill out your information
- ▶ Click "Register"
- ▶ Webmaster will confirm your Membership and approve your account!



STEP 1

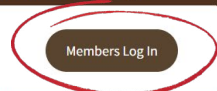


Woodworking In North Texas

We believe that Woodworking is serious fun. Our members cover the complete spectrum of woodworkers from hobbyists to professionals, from new comers to lifelong woodworkers. The common interest is they all want to learn more about the craft and improve their woodworking skills.

Now in our 32nd year, The North Texas Woodworkers Association was founded in April 1991.

The primary purpose of the NTWA is to promote the craft of woodworking, and assist in the improvement of the member's skills and abilities at all levels of experience. This is accomplished by seminars, workshops, demonstrations sharing of information about woodworking techniques, tools, sources for supplies, and networking with other members. Our members have a "pride of



MONTHLY MEETINGS ARE HELD ON THE 3RD TUESDAY BEGINNING AT 7:00PM AT THE HAGGARD PARTY BARN IN PLANO

FOLLOW US ON SOCIAL MEDIA:

Login


STEP 2

Username or E-mail *

Password *

Keep me signed in

[Forgot your password?](#)



Register

Please note that registration is limited to paying members of NTWA.

STEP 3

I am a current NTWA member

Yes

No

