


NTWA newsletter

Official Publication of NTWA
Founded in 1991



CLUB OFFICERS

President.....Gary Vaughan
Vice President.....Susan Walters
Treasurer.....Ed Mastin
Asst. Treasurer.....Jim Polanco
Secretary.....Andrea Maiella
Membership.....Camille Watanabe
Recruitment.....Jay Munson
Newsletter.....Andrea Maiella
Programs.....Jim Ryan
Website.....Eric Roberts
Photography.....Sidney Futrell
Merchandise.....Ed Horn
Drawings.....Joel Hill

ANNUAL HOLIDAY PARTY

North Texas Woodworkers Association
December 16, 2025

The primary purpose of the NTWA is to promote the craft of woodworking, and assist in the improvement of the member's skills and abilities at all levels of experience. This is accomplished by seminars, workshops, demonstrations sharing of information about wood-working techniques, tools, sources for supplies, and networking with other members. Our members have a "pride of belonging" to our community.

NTWA President Gary Vaughan welcomed everyone, and lead the meeting.

MEMBERSHIP
120 active members.

FREE TICKETS
We are looking for helpers! We need 3-4 volunteers after each meeting to help clean-up and put away tables. For those who sign-up to help, you get **6 FREE tickets** to use toward the Drawing!



TABLE MIXER
What's the best or most inspiring project or woodworking thing you've see this year?

DUES UPDATE
Dues will be increasing to \$50/yr for all members next year!

GUESTS

We had 6 guests joining us at this month's meeting!

- Brad Roberts from Dallas
- A.D. Donald from Dallas
- Danny from Addison
- Richard from Corinth
- Dan from Plano
- Dan from Flowermound

NEXT BUILD CHALLENGE
February: Beads of Courage Boxes

UPCOMING CLASSES

Woodcraft

- Square Board Fundamentals
- Build a Spline Corner Keepsake Box
- Basic Woodworking
- Bandsaw Boxes

Rockler (Frisco)

- Wood and Epoxy Coasters
- Cutting Board Make and Take
- Intro to Power Tools



MONTHLY DRAWING

Rockler and NTWA donated the items for this month's drawing!

PRIZES

- 8" / 20tpi brass-back hand saw
- Sled Kit with miter bars and hold downs
- Rockler Glue Bottle Kit with various noses/spouts/applicators
- Rockler 90° Edge sanding block
- Combo 6" & 12" adjustable T-rules
- 4 pk Milescraft T-grip bench cookies
- CMT 10" 50-tooth combo saw blade, with flat bottom
- Woodriver 12" Combination Square
- 2" Japanese Smoothing Plane



NTWA Newsletter is published monthly for the members of NTWA. Digital archives are available at ntwa.org.

The primary purpose of the NTWA is to promote the craft of woodworking, and assist in the improvement of the member's skills and abilities at all levels of experience. This is accomplished by seminars, workshops, demonstrations sharing of information about woodworking techniques, tools, sources for supplies, and networking with other members. Our members have a "pride of belonging" to our community.

The opinions expressed herein are those of the respective authors and do not necessarily represent the viewpoint of NTWA, its Staff or its Board of Directors, unless specifically stated as such. All content is copyrighted, and reproduction or reprinting of any of the contents without written permission of NTWA is prohibited. NTWA does not warranty or endorse any products or services advertised in this publication.

Contributions: articles, announcements, advertisements, or other materials submitted for inclusion in NTWA Newsletter should be submitted electronically via email to the managing editor. Acceptance of any submission is at the discretion of the Editor, and subject to editing for brevity or content. Anonymous letters or contributions will not be considered for publication. All submitted items must be accompanied by contact information, including the author's name, mailing address, telephone and/or email address. Illustrations should be submitted as .jpeg, .pdf, .eps or .tiff files. Photographs should be high resolution (300 dpi or better) and include a copyright release or statement of permission. Display and classified advertising will be accepted from reputable firms or individuals on a space-available basis in accordance with NTWA Guidelines.

For more information:

newsletter@ntwa.org

Editor.....Andrea Maiella

Photography.....Sidney Futrell

Joel Hill was the winner of the Festool 1400 Router!









NTWA MEMBER'S MESSAGE BOARD

WE'VE GOT MERCH!



CLUB MEETINGS

January 20, 2026 7:00 pm

Finishes

Howard Hale from Woodcraft

February 17, 2026 7:00 pm

Build Challenge:

Beads of Courage Box Build

March 17, 2026 7:00 pm

A Look at Various Hardwoods

Michael Mastin

McKinney Hardwoods

April 21, 2026 7:00 pm

May 19, 2026 7:00 pm

June 16 2026 7:00 pm

Build Challenge:

Resin

July 21, 2026 7:00 pm

Summer Potluck!

White Polo Shirts are \$38

Long-Sleeve Shirts are \$55

Hats are \$23

Name Badges are \$5

Pick yours up at the next meeting!

GIVING BACK

Beads of Courage

Beads of Courage is a supportive care program for children coping with serious illness. The participating children receive a colorful bead for each illness-related experience they have, serving as symbols of the courage each child shows throughout their arduous treatment. For critical milestones in their treatment journey they receive handmade one-of-a-kind glass beads that are donated by members of the International Society of Glass Beadmakers.

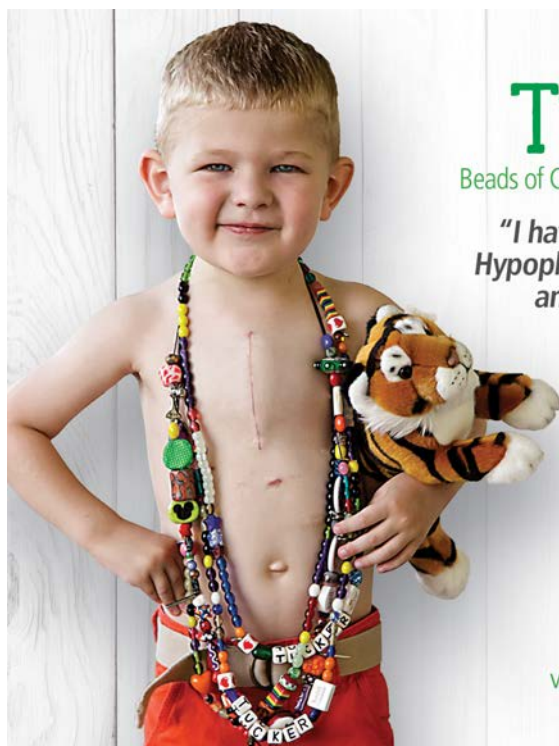
Our role as woodworkers is a simple one: to create and donate wooden boxes for these children to keep their treasured beads in. As they endure their arduous treatment process, the children gain strength and courage from these tangible symbols of the love and support of the community around them. What better purpose could we find as woodworkers?

The NTWA has sponsored an annual box building for Beads of Courage since its adoption in 2019.



The NTWA has donated more than 150 boxes to the BOC participating hospitals. Check out the video on our Facebook Page to learn more about these meaningful boxes!

Contact Bodie Pyndus for more information.



Tucker Age: 4
Beads of Courage Cardiac Program Member

"I have a heart condition called Hypoplastic Left Heart Syndrome, and my beads tell my story."

— Tucker

beads
of **COURAGE**
www.BeadsofCourage.org
#BelieveInBeads



SHOW & TELL



Rick Maiella shared his San Francisco themed Chess Pieces that he made with Sapele and Maple. These were made with a compound cut on a Scroll Saw!

Jay Munson made a Guitar Cutting Board made with Walnut and Maple.



SHOW & TELL



Jay Stearns shared his piece titled "Melt" that was crafted with Poplar!

Tom Schroer designed a Qi Charging Station and Box out of various woods.



SHOW & TELL



Jim Cadorette shared a jig that he made!

Dennis Ogren made a Cribbage Board out of Paduak.



SECRET SANTA



Susan Walters crafted Christmas Elves using Mahogany, Maple, Wenge, Zebra, Cherry and Bloodwood.

Tim Fisher made Holiday Card Holders out of White Oak and Bolivian Rosewood.



SECRET SANTA



Paul Greathouse made a Small Item Tray out of Poplar Wood!

Penney Ryan made a Vase and Snowflake Ornaments for her Secret Santa!



SECRET SANTA



Steve Yauch designed this Sputnik Sea Urchin Christmas Ornament out of Osage Orange/Bois d Arc.

Gary Vaughan made a modern Christmas Tree and Cheese Board using Rosewood and Baltic Birch.



SECRET SANTA



Mikel Duke made an Intarsia Wreath Ornament with Poplar and Purple Heart.



Bodie Pyndus made a Box with inlay trim and Red Leather Interior.

SECRET SANTA



Koko Sou made a beautiful Epoxy Reindeer with Mappa Wood.

Ed Horn shared the Pen he made and other Goodies he got for his Secret Santa!



SECRET SANTA



Dan Hawk shared a Phone/Tablet holder he made for his Secret Santa.



Joel Hill crafted this Wooden Frame Saw!

NTWA MEMBER'S MESSAGE BOARD

NTWA Membership Benefits

Annual dues are \$50* for your initial membership, and entitles members to vote on all business, attend meetings, hold office, participate in the monthly drawings and receive discounts from local retailers!.

***Fees increasing to \$50 in 2026!**

Education

As a member of the NTWA, you are entitled to participate in any demonstrations and instructional sessions. These sessions may be offered weekly or monthly as skill building workshops. Each monthly meeting has a session for Shop Questions as well as Tool Reviews, both provide excellent learning opportunities.

Member Discounts

Members may receive a 10% discount on select items when you show your membership card at the following shops:

Woodcraft

Rockler

Wood World

The Tool Box at Music City Mall

Membership forms can be completed at any meeting, or you can [download](#) a membership form to bring to any meeting. If you have a PayPal account you can log into it and select dues@NTWA.org to forward a payment.

Make checks payable to: North Texas Woodworker's Assoc.

North Texas Woodworkers Association
8204 Strecker Ln.
Plano, TX 75025

**BECOME
A MEMBER**

MONTHLY MEETINGS

Meetings are held monthly at 7:00 PM at Haggard Party Barn. The meetings are on the third Tuesday of each month. These meetings consist of a show and tell of completed work, a time for socializing and networking, and a monthly presentation by guest speaker from the woodworking community as well as members. Shop Questions is the time to get your puzzling questions answered. This is followed by a Tool Review session.

Prospective members are encouraged to attend a meeting in advance of joining to see if the NTWA is a fit for them.

To find out more about our organization see our Club Information page.

Haggard Party Barn
5948 McKamy Trail, Plano TX, 75024

NTWA MEMBER PORTAL

Not Sure How To Sign-Up?

- ▶ Go to: <https://ntwa.org/>
- ▶ Select "Member Log in"
- ▶ Select "Register"
- ▶ Fill out your information
- ▶ Click "Register"
- ▶ Webmaster will confirm your Membership and approve your account!

STEP 1



Login

STEP 2

Username or E-mail *

Password *

☐ Keep me signed in

[Forgot your password?](#)

Register

Please note that registration is limited to paying members of NTWA.

STEP 3

Username *

First Name *

Last Name *

E-mail Address *

Password *

Confirm Password *

☐ I am a current NTWA member *

☐ Yes

☐ No

Website URL

Facebook

Instagram



NTWA MEMBER PORTAL

PayPal Membership Payment

- ▶ Go to:
<https://www.paypal.com/>
- ▶ Sign in to your Account
- ▶ Select Send/Request
- ▶ Type in the email:
dues@ntwa.org
- ▶ Confirm this is the
NorthTexas Woodworkers
- ▶ Type in the amount due,
and make sure to include
your name in the "Add
Message" section. This is
how we need to track who
pays online!

STEP 1



dues@ntwa.org



People on PayPal



Amount

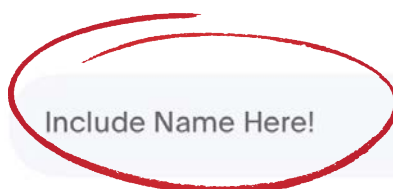


NorthTexas Woodworkers
dues@ntwa.org

\$50

USD ▼

STEP 2



Request

Send

